

Export to PDF/X-1a

QuarkXPress 2016, 2015, 10, 9 & 8

For High-resolution CMYK

TEST YOUR QUARKXPRESS 2016, 2015, 10, 9, & 8 PDFS WITH MEDIA SOLUTIONS

Particularly if you intent to use transparency in your files. Your design objectives will be analyzed to provide you with the best solutions for both your internal page production and accurate output.

TYPE AND TRANSPARENCY

Type should be on top of all other objects unless it needs to interact with transparency. Use the layer Palette to create a topmost layer on which to place text boxes. This will help to keep type from being involved in transparency flattening. For more information, read the enclosed whitepaper "Best Practices_Transparency."

CREATE NEW QUARK TEMPLATES IN THE NEW VERSION

When at all possible, create your QuarkXPress templates from scratch instead of simply opening and saving old documents from previous versions of QuarkXPress.

BEFORE YOU START

Make sure Custom Bleed XTension is enabled

Preferences/PDF

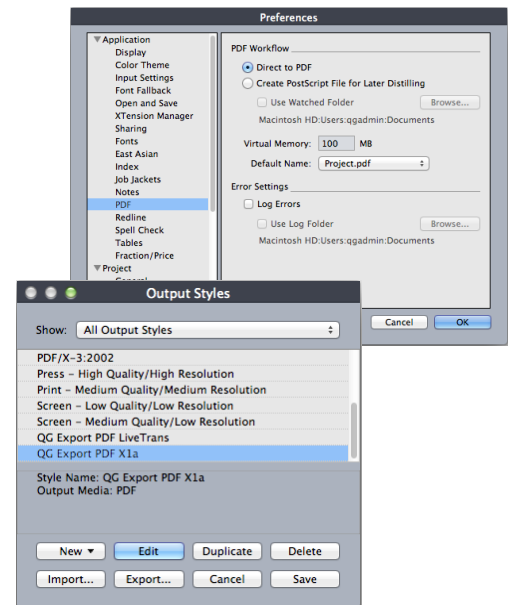
- Under the QuarkXPress menu, choose Preferences / PDF to set default options for PDF export

Import the Enclosed Output Style

- Under the Edit menu, choose Output Styles
- Click Import to find and import "Quad Export LiveTrans"
- For PC users you'll have to choose "All Files" when importing the setting

INSIDE THE OUTPUT STYLE

- Under the Edit menu, choose Output Styles
- Highlight "Quad Export LiveTrans" and click Edit



PAGES

- Verification: PDF/X-1a:2001
- Export pages as separate PDFs

META DATA & HYPERLINKS

- No need to enter Meta Data or Hyperlinks

COMPRESSION

- Compression Options for Color & Grayscale Images:
Compression: Automatic ZIP/JPEG Low
Resolution: Bicubic Downsample to 300 dpi
- Compression Options for Monochrome Images:
Compression: CCITT Group 4
Resolution: Bicubic Downsample to 1200 dpi
- Compress Text and Line Art: On
- ASCII Format: Off

COLOR

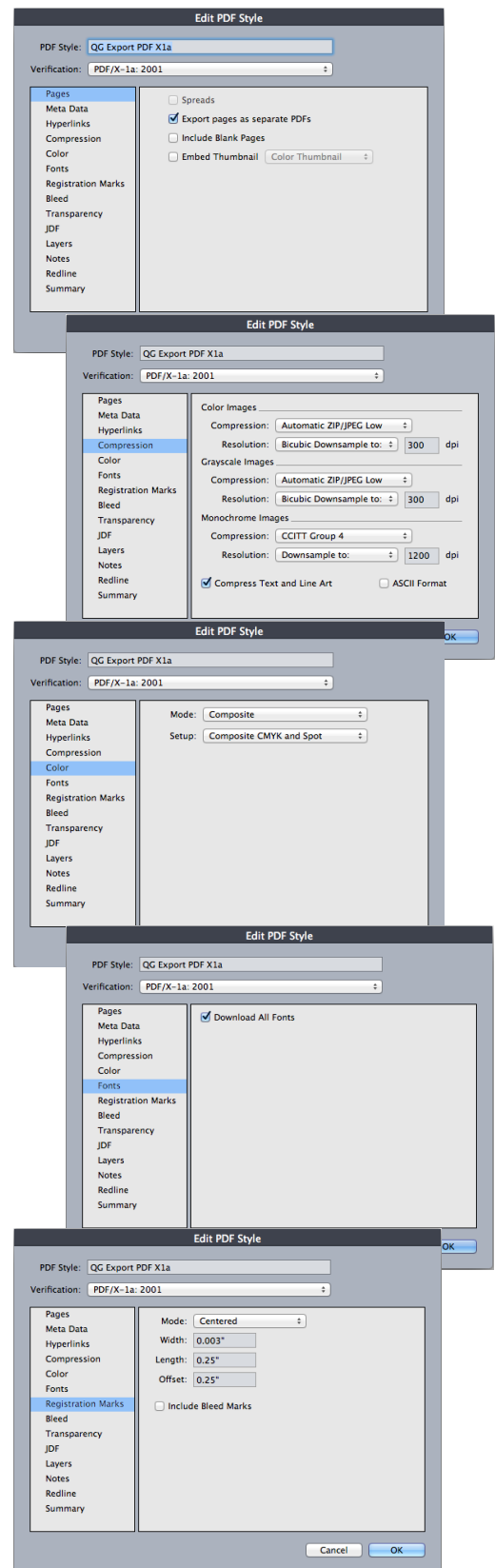
- Mode: Composite
- Setup: Composite CMYK

FONTS

- Download All Fonts: On

REGISTRATION MARKS

- Mode: Centered
- Width: .25pt (.003")
- Length: 1p6 (.25")
- Offset: 1p6 (.25")



BLEED

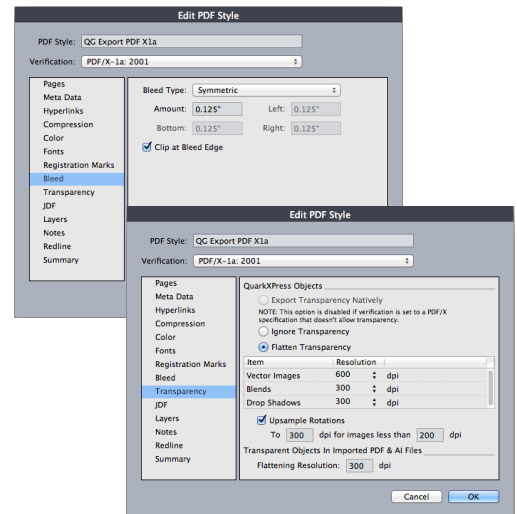
- Bleed Type: Symmetric
- Amount: 9pt (.125")
- Clip at Bleed Edge: On

TRANSPARENCY

- Flatten Transparency: On
- Vector Resolution: 600 dpi
- Blends and Shadow Resolution: 300 dpi
- For QuarkXPress 2015 & 10 users:

Transparent objects are imported PDF & AI Files:

- Flattening Resolution: 300 dpi



See how we can help.